

UC Publication Management System Deposit Guide

Dear Janice Tsoh,

Making your research publications openly available enables researchers, policy makers, and the public worldwide to read and benefit from immediate and practical information to help address today's problems, inform the community, and inspire future research. UC's Open Access Policies empower researchers to make their scholarly articles freely available to the public in eScholarship, UC's open access repository.

The UC Publication Management System has located publications that appear to be authored or co-authored by you:

[Click Here to Manage Your Publications](#)

32 publications are awaiting your verification, including:

UC Publication Management

Enables you to

- Manage your publications
- Participate in the UC Open Access Policy
- Increase the impact of your work

Select your campus to get started:

UC BERKELEY	UC ANIMAS
UC DAVIS	UC SANTA BARBARA
UC IRVINE	UC SANTA CRUZ
UCLA	UC SAN DIEGO
UC MERCED	UCSF
UCR	UCM UC

CLAIMED (0) **PENDING (32)** REJECTED (0)

showing 1 - 10 out of 32
prev 1 2 4 next

EXPORT CLAIM REJECT

A Tale of Two Cities: The Exploration of the Trieste Public Psychiatry Model in San Francisco.

JOURNAL ARTICLE by Portacalone E, Segal SP, Mezzina R, Schepers-Hughes N, Okin RL
Culture, medicine and psychiatry 39(6):680-697 Dec 2015
Reporting Date: 22 May 2016 · DOI: 10.1177/0005571816666666

REJECT CLAIM

SUMMARY METRICS (7) RELATIONSHIPS (4) SOURCES (6) HISTORY (3)

Deposit advice

Institutional advice | SHERPA JOURNALS advice

If you were a UC employee when you authored this publication, it falls under UC's Open Access Policies.

What should I deposit?

Submitted version (The print before peer review)
The version of the article you submit to a journal. It may be missing important revisions from the peer review process, but some choose to deposit and make it public before submission.

Author's final (accepted) version (after peer review)
In general, the version to upload. UC's Open Access Policies enable you to upload this version unless your publisher has specifically requested a waiver.

Published version (branded & formatted PDF)
Most publishers do not allow you to deposit the branded version that appears on their own site. Some publishers make exceptions, such as open access publishers.

Supporting information (supplemental files)
Additional documents related to your work. You may upload figures, images, and datasets which will display alongside your article.

Not sure if you have the right version? Check the SHERPA/JOURNALS tab for more advice. [Read the FAQ for more information.](#) or contact us.

1. Prepare deposit (step 1 of 3)

1 local file has been selected

Author version.pdf
Accepted version

1 signed author file (1 Enter an OA license)

2. Add additional information (step 2 of 3)

I would like to specify an embargo:

I would like to specify a reuse license:

Reuse license: CC BY-NC

Comment:

Attribution-NonCommercial-CC BY-NC
This Creative Commons license lets others remix, tweak, and build upon your work non-commercially, and although their new works must also acknowledge you and be non-commercial, they don't have to license their derivative works on the same terms.

Thank you

Your publication is deposited.

Do more with this journal article:

[View your publication details](#)

1. Once your article has been published and indexed, you'll receive an email asking you to confirm your recent publication(s). Click the link in the email to start your deposit.

2. Select your UC campus and log in using your existing UC campus credentials. If you are a UC campus and Berkeley Lab joint appointee, log in using the UC campus option.

3. You'll be presented with a list of your recent publications. Use the "Claim" button to verify those you've authored, or the "Reject" button to reject any that aren't yours.

4. When you claim a publication covered by UC's Open Access Policies, you'll be prompted to upload a file or provide a link (if the article is already openly available); the system may also prompt you to claim an existing PDF if it finds the article in a linked open access repository. You can also add a Creative Commons re-use licence to specify how to use your work.

5. Once your deposit is complete, you'll be returned to your list of recent publications, in case you need to verify others. You will receive additional email notifications when we discover new publications authored by you.

Auto-claim publications and improve search results



The UC Publication Management System searches multiple databases for your name variants, affiliation, and other data to find publications which may be yours. If you see more or fewer publications than you'd expect to in your "Pending" list or if the publications listed are inaccurate, you can **adjust your name-based search settings** used to find publications that may be yours and **connect your personal identifiers**, such as your **ORCID iD**, to improve your results.


Adjust your name-based search settings

Under your search settings, add the variants of your name under which you publish. If you have a common name (like "Wei Zhang"), we recommend inputting your full name (e.g. "Zhang, Wei").

Name-based search terms



Name variants: *
(last name first)


Zhang, Wei  


Zhang-Smith, W. 

Specify your current UC institution or previous UC institutions where you were employed.

Addresses:

University of California Irvine  

University of California San Francisco 

Univ Calif San Francisco 

You can also add the date when you first started publishing scholarly articles at UC.


Start date:

Connect your personal identifiers

Under **Automatic Claiming**, connect multiple personal identifiers, e.g. ORCID iD, Scopus ID, to automatically claim any publications connected to those identifiers now and in the future.








Do these identify you?

We'd like to use these to help clear your pending list, and possibly find more of your items online.

 Scopus ID : 55163436500 YES NO IGNORE
Seen in 11 pending, 0 claimed, 0 rejected, and 34 other publications >

Or connect profiles and identifiers by choosing from the options at the bottom of the page.

Add external profiles

  [arXiv Author Identifier](#)  [Dimensions Researcher ID](#)  [figshare.com account](#)  [ORCID](#)  [ResearcherID](#)  [Scopus ID](#)
 [SSRN Author ID](#)

Add email addresses

  [Email address](#)

Email addresses

Items associated with the following email addresses will be automatically claimed for you:

 wei.zhang@ucsf.edu 