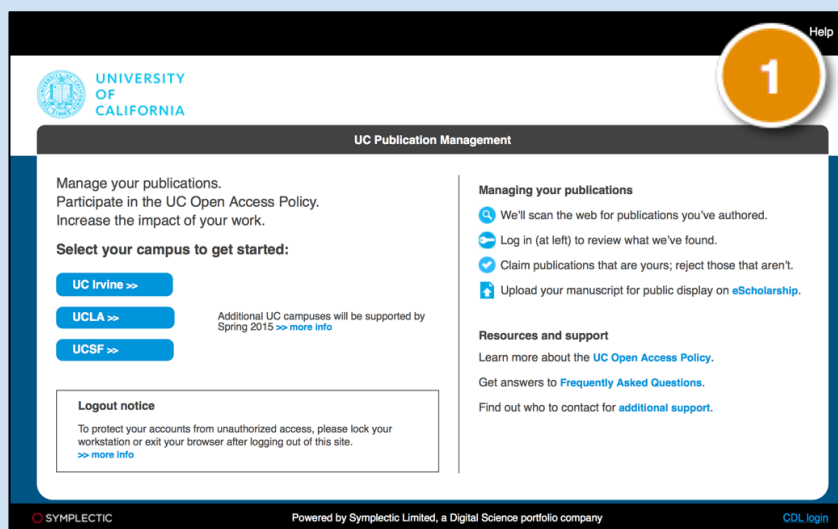


It's easy to deposit your scholarly work in eScholarship!



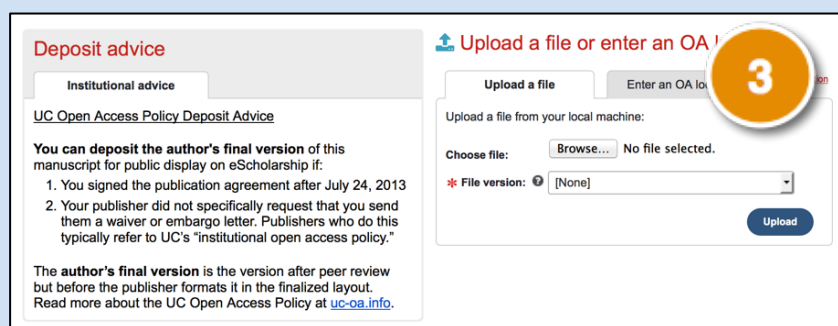
Faculty at UC Irvine, UCLA & UCSF now have access to an automated publication management system.

After your article has been published, you'll receive an email asking you to confirm your recent publication.

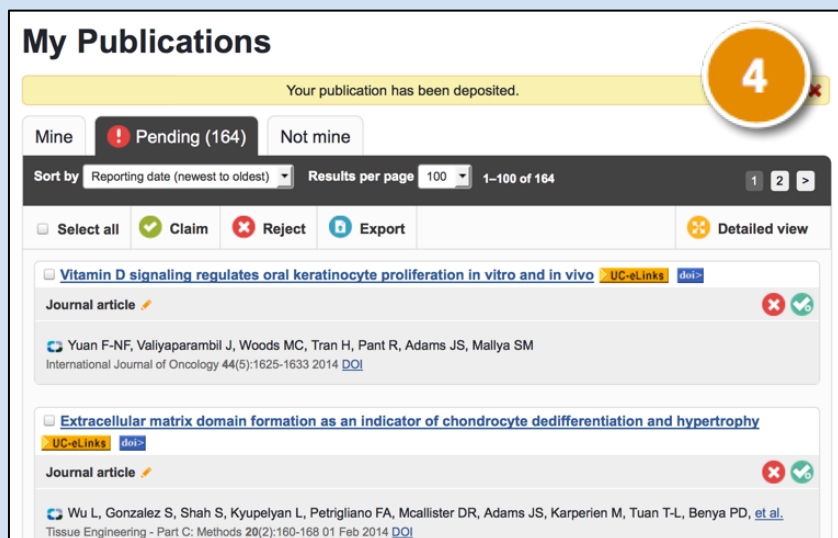
1. Click the link in the email and log in using your existing UC campus credentials.



2. You'll be presented with a list of your recent publications. Use the checkmark icon to claim those you've authored, or the X icon to reject any that aren't yours.



3. If you claim an item that's covered by the UC Open Access Policy, you'll be prompted to upload a file or provide a link (if the article is already openly available).



4. Once your deposit is complete, you'll be returned to your list of recent publications, in case you need to verify others.

You will receive additional email notifications when we discover new publications authored by you.